

lungarno
CERAMICS



ZELLIGE CLASSIQUE

ZELLIGE CLASSIQUE Originating in Morocco, these unique, handmade tiles are known for their organic beauty, vibrant colors and rich history dating back centuries. Authentic Zellige tiles are made from high-quality clay, then hand shaped, cut, glazed and fired at extremely high temperatures resulting in this incredibly durable and aesthetically pleasing tile.

THE DETAILS:

- 4" x 4" and 2" x 6" natural clay wall tiles in six earth inspired tones
- Colorful mosaic assortment in a variety of classic and modern shapes

STYLE IT:

- Pair 4x4 and 2x6 together for a custom look
- Kitchen backsplashes
- Shower walls and bathroom vanities
- Accent walls for a stunning and unique look
- Fireplace surrounds for a beautiful and eye-catching touch
- Stair risers to add color or texture



Photo features Atlas White Starburst

ZELLIGE CLASSIQUE

Authentic Zellige Tile

lungarno
CERAMICS

COLOR AVAILABILITY - FIELD TILE



Al Hamra 4x4
ZELALHAM44L
Al Hamra 2x6
ZELALHAM26L



Sahara Rose 4x4
ZELSAHROS44L
Sahara Rose 2x6
ZELSAHROS26L



Mint Tea 4x4
ZELMINTEA44L
Mint Tea 2x6
ZELMINTEA26L



Atlas White 4x4
ZELATLWHI44L
Atlas White 2x6
ZELATLWHI26L



Gris Perle 4x4
ZELGRIPER44L
Gris Perle 2x6
ZELGRIPER26L



Blue City 4x4
ZELBLUCIT44L
Blue City 2x6
ZELBLUCIT26L




Lambswool 4x4
ZELWOOL44L
Lambswool 2x6
ZELWOOL26L

COLOR AVAILABILITY - MOSAICS



Al Hamra
Papillon
ZELPAP01MOS



Atlas White/Sahara Rose
Tapis
ZELTAP01MOS



Atlas White/Blanc/Gris
Perle Chouari
ZELCHO01MOS



Atlas White
Starburst
ZELSTA01MOS



Atlas White
Art
ZELART01MOS












Atlas White
Triangle
ZELTRI01MOS



Atlas White/Lambswool
Star/Cross
ZELSTCR01MOS
















SIZE AVAILABILITY

	NOMINAL SIZE	ACTUAL SIZE	THICKNESS	PC/CARTON	SQ.FT/CARTON
	2" x 6"	N/A	3/8"	100	8.07
	4" x 4"	N/A	3/8"	100	10.76
	N/A	10.50" x 10.00"	3/8"	16	11.67
	N/A	12.00" x 12.00"	3/8"	11	11.00
	N/A	13.25" x 14.25"	3/8"	10	13.11
	N/A	10.00" x 10.00"	3/8"	18	12.50
	N/A	11.25" x 11.25"	3/8"	11	9.67
	N/A	9.00" x 11.75"	3/8"	14	10.28
	N/A	11.80" x 11.80"	3/8"	11	10.65







ZELLIGE CLASSIQUE

Authentic Zellige Tile

lungarno
CERAMICS

TECHNICAL SPECIFICATIONS	4" x 4"	2" x 6"	MOSAICS
 Material Type	Zellige Terracotta	Zellige Terracotta	Zellige Terracotta
 Finish	Glossy	Glossy	Glossy
 Edge	Hand Cut	Hand Cut	Hand Cut
 Color Variation	V3	V3	V3
 Printing	N/A	N/A	N/A
 Installation	Wall	Wall	Wall
 Usage	Residential / Commercial	Residential / Commercial	Residential / Commercial
 Grout Joint Recomm.	N/A	N/A	N/A
 Thickness	3/8"	1.5 CM (15mm)	3/8"
 Shower Pan	No	No	No
 Pool Lining*	No	No	No
 Fireplace Surround*	Yes	Yes	Yes
 Frost Resistant	No	No	No

*Proper installation methods must be followed per project. Please reference TCNA for more information.

TEST RESULTS	4" x 4"	2" x 6"	MOSAICS
 Water Absorption (C373)	N/A	N/A	N/A
 Breaking Strength (C648)	N/A	N/A	N/A
 Surface Abrasion (MOHS)	N/A	N/A	N/A
 Chem. Resistance (C650)	Resistant	Resistant	Resistant
 D.C.O.F. (A137.1)	N/A	N/A	N/A
 Scratch Hardness (P.E.I)	N/A	N/A	N/A

Special Considerations for Zellige Tile:

- Variation in caliber, flatness, straightness, texture, design and shade are present and inherent to the manufacture process of real zellige products.
- Chips, pinholes and other imperfections are common in zellige tiles and are not defective. Material with these characteristics are not subject for exchange or return.
- It is highly recommended to mix pieces from multiple cartons prior to installation in order to achieve a natural shade variation throughout the installation.
- Zellige tiles look beautiful installed with or without grout, and with a variety of grout joint thicknesses. When installing in a wet area, grouting and sealing will be necessary.
- Industry standard recommends overage by 15% in order to account for shortage due to tile cuts, breakage and future repairs.